



■ Features

- Universal AC input / Full range
- 2 pole AC inlet IEC320-C8, Class II power unit
- No load power consumption < 0.3W
- **Energy efficiency level VI**
- Comply with EISA 2007/DoE
- Protections: Short circuit / Overload / Over voltage
- Fully enclosed plastic case
- -20 ~ +70°C working temperature
- LED indicator for power on
- Dual output available (optional)
- ± 16V /+48V also available for video system (optional, order NO. : GP25B58F-R1B)
- 3 years warranty

■ Applications

- Consumer electronic devices
- Telecommunication devices
- Office facilities
- Industrial equipments

■ GTIN CODE

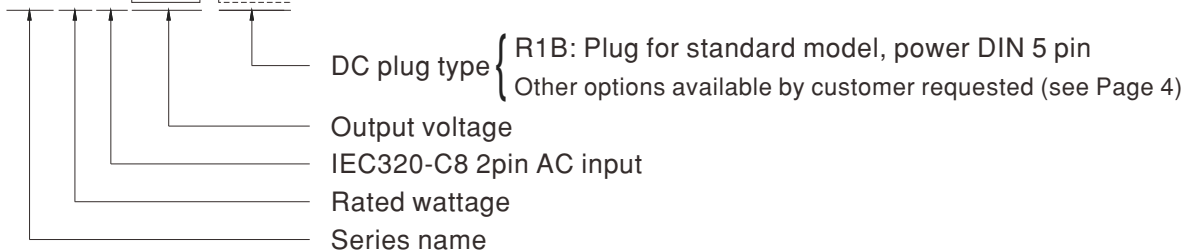
MW Search: <https://www.meanwell.com/serviceGTIN.aspx>

■ Description

GP25B is a 25W triple-output desktop type green adaptor series, complying with the mandatory energy saving standard USA EISA 2007/DoE (Level VI). Adopting Class II design and utilizing the standard inlet IEC320-C8, it is designed without FG and uses the 94V-0 flame retardant plastic enclosure, which can effectively prevent electric shock hazards. This series operates from 90~264VAC and offers three models with the output voltage sets +5V/+12V/-5V, +5V/+12V/-12V, +5V/+15V/-15V and can option +16V/+48V/-16V. Its supreme advantages includes the less-than-0.3W no load power consumption, the capability of working under -20~+70°C ambient temperature, complete protection functions and three-year warranty and the compliance to the international safety certification such as CB, TUV, UL, CE and FCC. GP25B is a multiple-output green adaptor with high safety, high reliability and high quality.

■ Model Encoding

GP25 B 13A -R1B





25W AC-DC Triple Output Industrial Adaptor

GP25B series

SPECIFICATION

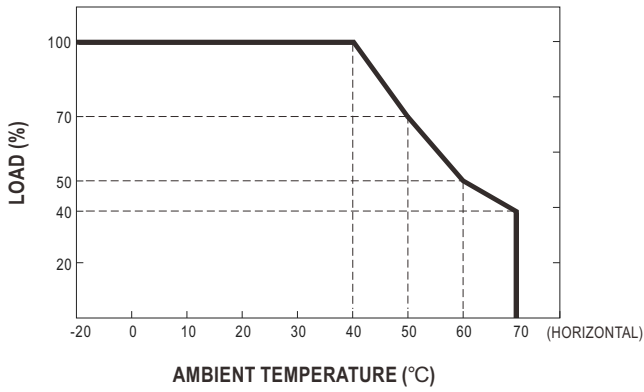
ORDER NO.	GP25B13A-R1B	GP25B13D-R1B	GP25B14E-R1B	GP25B58F-R1B (option)												
OUTPUT	SAFETY MODEL NO.		GP25B13A	GP25B13D	GP25B14E	GP25B58F										
	DC VOLTAGE	Note.2	5V	12V	-5V	5V	12V	-12V	5V	15V	-15V	16V	48V	-16V		
	RATED SET CURRENT		2.5A	1.2A	0.3A	2.5A	1A	0.3A	2.5A	0.8A	0.3A	1.05A	0.087A	1.05A		
	CURRENT RANGE		0.5 ~ 2.5A	0.2 ~ 1.2A	0.1 ~ 0.3A	0.5 ~ 2.5A	0.2 ~ 1A	0.1 ~ 0.3A	0.5 ~ 2.5A	0.1 ~ 0.8A	0.1 ~ 0.3A	0.2 ~ 1.05A	17mA ~ 87mA	0.2 ~ 1.05A		
	RATED POWER		28.5W			28W			29W			37.77W				
	RIPPLE & NOISE (max.)	Note.3	50mVp-p	100mVp-p	50mVp-p	60mVp-p	120mVp-p	50mVp-p	100mVp-p	150mVp-p	50mVp-p	200mVp-p	200mVp-p	200mVp-p		
	VOLTAGE TOLERANCE	Note.4	±5.0%	-5.0 ~ +10%	±3.0%	±5.0%	-5.0 ~ +5.0%	±3.0%	±5.0%	-5.0 ~ +15%	±3.0%	±5.0%	±5.0%	-5.0 ~ +10%		
	LINE REGULATION	Note.5	±1.0%	±1.0%	±1.0%	±1.0%	±1.0%	±1.0%	±1.0%	±1.0%	±1.0%	±1.0%	±1.0%	±1.0%		
	LOAD REGULATION	Note.6	±5.0%	±5.0%	±3.0%	±5.0%	±5.0%	±3.0%	±5.0%	±5.0%	±3.0%	±5.0%	±5.0%	±5.0%		
	SETUP, RISE, HOLD UP TIME		800ms, 50ms, 20ms / 230VAC			1200ms, 50ms, 16ms / 115VAC at full load										
INPUT	VOLTAGE RANGE	Note.7	90 ~ 264VAC 135 ~ 370VDC													
	FREQUENCY RANGE		47 ~ 63Hz													
	EFFICIENCY (Typ.)		80%			80%			80.5%			85%				
	AC CURRENT		0.8A / 100VAC		0.4A / 230VAC											
	INRUSH CURRENT (max.)		Cold start 30A / 115VAC		60A / 230VAC											
	LEAKAGE CURRENT (max.)		0.75mA / 240VAC													
PROTECTION	OVERLOAD		110 ~ 160% rated output power Protection type : Hiccup mode, recovers automatically after fault condition is removed													
	OVER VOLTAGE		Protection type : Clamp by zener diode(5V only), output short													
ENVIRONMENT	WORKING TEMP.		-20 ~ +70°C (Refer to "Derating Curve")													
	WORKING HUMIDITY		20% ~ 90% RH non-condensing													
	STORAGE TEMP., HUMIDITY		-20 ~ +85°C, 10 ~ 95% RH non-condensing													
	TEMP. COEFFICIENT		±0.03% / °C (-20 ~ 40°C)													
	VIBRATION		10 ~ 500Hz, 2G 10min./1cycle, period for 60min. each along X, Y, Z axes													
SAFETY & EMC (Note. 8)	SAFETY STANDARDS		IEC62368-1, UL62368-1, CSA22.2, BS EN/EN62368-1(Except for GP25B58F-R1B), EAC TP TC 004 approved													
	WITHSTAND VOLTAGE		I/P-O/P:4242VDC, I/P-FG:2121VDC													
	ISOLATION RESISTANCE		I/P-O/P,I/P-FG:100M Ohms / 500VDC / 25°C / 70% RH													
	EMC EMISSION	Parameter		Standard							Test Level / Note					
		Conducted emission		BS EN/EN55032(CISPR32),FCC PART 15 / CISPR22, CAN ICES-3(B)/NMB-3(B)							Class B					
		Radiated emission		BS EN/EN55032(CISPR32),FCC PART 15 / CISPR22, CAN ICES-3(B)/NMB-3(B)							Class B					
		Harmonic current		BS EN/EN61000-3-2							Class A					
	EMC IMMUNITY	Voltage flicker		BS EN/EN61000-3-3							-----					
		Parameter		Standard							Test Level / Note					
		ESD		BS EN/EN61000-4-2							Level 3, 8KV air; Level 2, 4KV contact					
RF field susceptibility			BS EN/EN61000-4-3							Level 2, 3V/m						
EFT bursts			BS EN/EN61000-4-4							Level 2, 1KV						
Surge susceptibility			BS EN/EN61000-4-5							Level 3, 1KV/L-N						
Conducted susceptibility			BS EN/EN61000-4-6							Level 2, 3V						
Voltage dips, interruption		BS EN/EN61000-4-11							>95% dip 0. 5 periods, 30% dip 25 periods, >95% interruptions 250 periods							
OTHERS	LIFE		3 years : 100% load 40°C, 8hours / day													
	MTBF		620K hrs min. MIL-HDBK-217F (25°C)													
	DIMENSION		107.5*67*36mm (L*W*H)													
	PACKING		0.3kg; 54pcs / 20kg / CARTON													
CONNECTOR	PLUG		See page 4													
	CABLE		See page 4													
NOTE	<p>1.All parameters are specified at 230VAC input, rated load, 25°C 70% RH ambient.</p> <p>2.DC voltage: The output voltage set at point measure by plug terminal & 50% load.</p> <p>3.Ripple & noise are measured at 20MHz by using a 12" twisted pair terminated with a 0.1µf & 47µf capacitor.</p> <p>4.Tolerance: includes set up tolerance, line regulation, load regulation.</p> <p>5.Line regulation is measured from low line to high line at rated load.</p> <p>6.When measured between the light load (20% of rated load) and full load, the load regulation is within ±5% whereas the cross regulation is within ±15%.</p> <p>7.Derating may be needed under low input voltages. Please check the static characteristics for more details.</p> <p>8.The power supply is considered as an independent unit, but the final equipment still need to re-confirm that the whole system complies with the EMC directives. For guidance on how to perform these EMC tests, please refer to "EMI testing of component power supplies." (as available on http://www.meanwell.com)</p> <p>※ Product Liability Disclaimer : For detailed information, please refer to https://www.meanwell.com/serviceDisclaimer.aspx</p>															



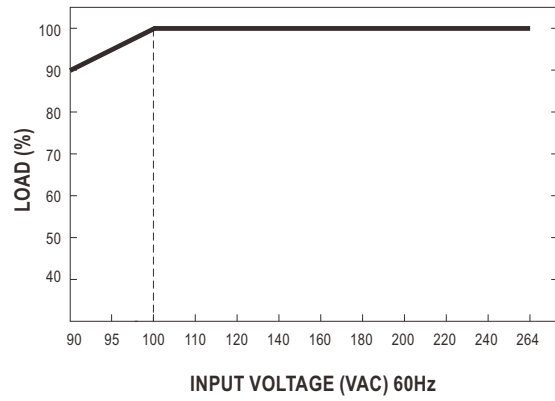
25W AC-DC Triple Output Industrial Adaptor

GP25B series

Derating Curve

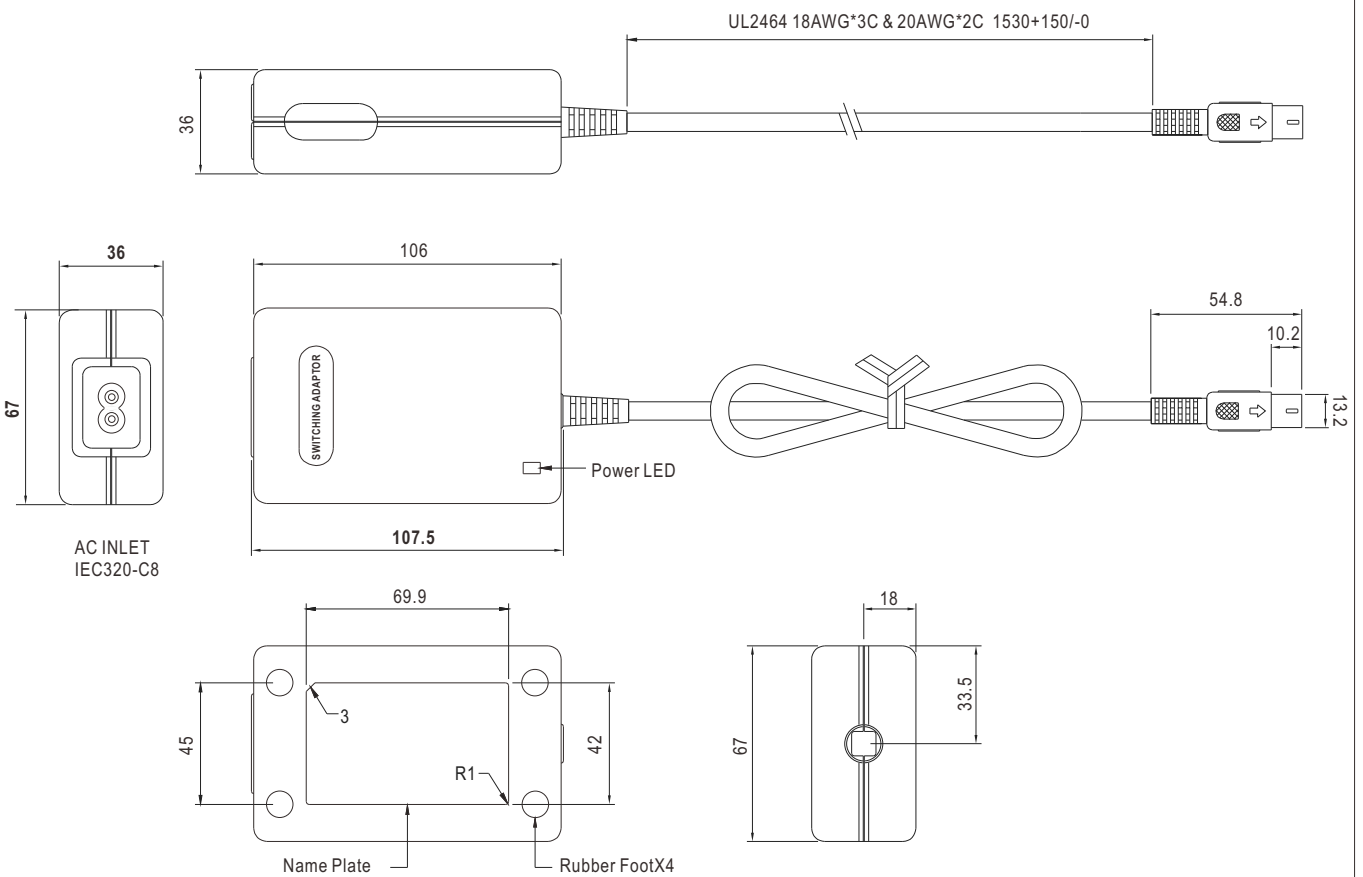


Static Characteristics



Mechanical Specification

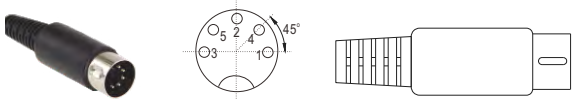
Unit:mm



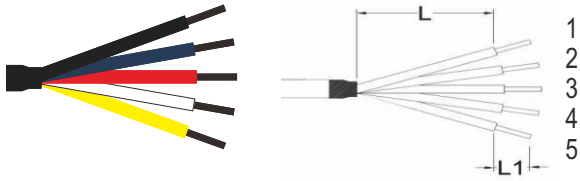


■ DC output plug

☉ Standard plug: R1B

DIN 5 Pin (male)	Type No.	Pin Assignment	
		PIN No.	Output
	R1B	1	COM
		2	COM
		3	+5VDC
		4	-Vout
		5	+Vout

☉ Optional DC plug:

Stripped and tinned leads	Type No.	Pin Assignment	
		PIN No.	Output
 <p>Length of Land L1 by request (MW's standard length, L: <u>70</u> mm, L1: <u>10</u> mm)</p>	by customer	1(Black)	COM
		2(Blue)	COM
		3(Red)	+5VDC
		4(White)	-Vout
		5(Yellow)	+Vout

■ Installation Manual

Please refer to : <http://www.meanwell.com/manual.html>