



User's Manual



Video



(V for 5-9V)

BS EN/EN60601-1

J62368-1
(Only for 12V)

ANSI/AAMI ES60601-1

IEC60601-1



TPTC004

Features

- 3 pole AC inlet IEC320-C14, Class I power unit
- Medical safety approved (2 x MOPP) according to ANSI/AAMI ES60601-1 and IEC/BS EN/EN60601-1
- Extremely low leakage current
- No load power consumption < 0.15W
- Energy efficiency level VI and meet CoC Version 5 (Except 5~9V for Level V)
- -30~+70°C wide range working temperature
- Protections: Short circuit / Overload / Over voltage/ Over temperature
- LED indicator for power on
- Lifetime > 105 K hours
- Various DC plug quick adapter accessory available (Plug kit sold sperately, please refer to : https://www.meanwell.com/upload/pdf/DC_plug.pdf)
- 3 years warranty

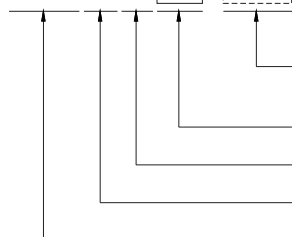
Description

GSM60A is a highly reliable, 60W desktop style single-output green medical adaptor series. This product is a class I power unit (with FG), equipped with a standard IEC320-C14 AC inlet and adopting the input range from 80VAC to 264VAC. The entire series supplies different models with output voltages between 5VDC and 48VDC that can satisfy the demands for various types of medical electrical devices. The circuitry design meets the international medical standards (2*MOPP), having an ultra low leakage current (<100μA), fitting the medical devices in direct electrical contact with the patients.

With the efficiency up to 91% and the extremely low no-load power consumption below 0.15W, GSM60A is compliant with USA EISA 2007/DoE, Canada NRCAN, Australia and New Zealand MEPS, EU ErP, and meet Code of Conduct (CoC) Version 5. The supreme feature allows the adaptor to save the energy when it is either under the operating mode or the standby mode. The entire series utilizes the 94V-0 flame retardant plastic case. GSM60A is certified for the international medical safety regulations.

Model Encoding

GSM60 A 05 - P1J



DC plug type { P1J: Standard model, 2.1 φ x 5.5 φ x 11 mm, C+, tuning fork type
Other options available by customer requested (see Page 4~5)

Output voltage
IEC320-C14 AC inlet
Rated wattage
Series name

Applications

- Mobile clinical workstation
- Oral irrigator
- Portable hemodialysis machine
- Breath Machine
- Medical computer monitor

GTIN CODE

MW Search: <https://www.meanwell.com/serviceGTIN.aspx>



SPECIFICATION

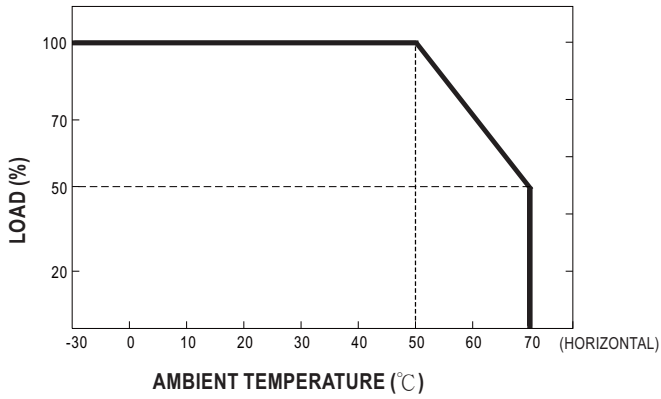
| ORDER NO. | GSM60A05-P1J | GSM60A07-P1J | GSM60A09-P1J | GSM60A12-P1J | GSM60A15-P1J | GSM60A18-P1J | GSM60A24-P1J | GSM60A48-P1J | | | |
|---------------------------|---|---|---|--------------|--------------|--------------|---|--|-------------------|--|--|
| OUTPUT | SAFETY MODEL NO. | GSM60A05 | GSM60A07 | GSM60A09 | GSM60A12 | GSM60A15 | GSM60A18 | GSM60A24 | GSM60A48 | | |
| | DC VOLTAGE Note.2 | 5V | 7.5V | 9V | 12V | 15V | 18V | 24V | 48V | | |
| | RATED CURRENT | 6A | 6A | 6A | 5A | 4A | 3.33A | 2.5A | 1.25A | | |
| | CURRENT RANGE | 0.1 ~ 6A | 0.1 ~ 6A | 0.1 ~ 6A | 0.1 ~ 5A | 0.1 ~ 4A | 0.1 ~ 3.33A | 0.1 ~ 2.5A | 0.1 ~ 1.25A | | |
| | RATED POWER (max.) | 30W | 45W | 54W | 60W | 60W | 60W | 60W | 60W | | |
| | RIPPLE & NOISE (max.) Note.3 | 80mVp-p | 80mVp-p | 100mVp-p | 100mVp-p | 100mVp-p | 120mVp-p | 150mVp-p | 240mVp-p | | |
| | VOLTAGE TOLERANCE Note.4 | ±5.0% | ±5.0% | ±5.0% | ±3.0% | ±3.0% | ±3.0% | ±3.0% | ±2.5% | | |
| | LINE REGULATION Note.5 | ±1.0% | ±1.0% | ±1.0% | ±1.0% | ±1.0% | ±1.0% | ±1.0% | ±1.0% | | |
| | LOAD REGULATION | ±5.0% | ±5.0% | ±5.0% | ±3.0% | ±3.0% | ±3.0% | ±3.0% | ±2.5% | | |
| | SETUP, RISE TIME Note.6 | 1000ms, 30ms / 230VAC 1500ms, 30ms / 115VAC at full load | | | | | | | | | |
| HOLD UP TIME (Typ.) | 50ms / 230VAC 18ms / 115VAC at full load | | | | | | | | | | |
| INPUT | VOLTAGE RANGE Note.7 | 80 ~ 264VAC | | | | | | | | | |
| | FREQUENCY RANGE | 47 ~ 63Hz | | | | | | | | | |
| | EFFICIENCY (Typ.) | 81.5% | 86% | 87.5% | 88% | 88.5% | 89% | 90.5% | 91.5% | | |
| | AC CURRENT (Typ.) | 1.4A / 115VAC 1A / 230VAC | | | | | | | | | |
| | INRUSH CURRENT (Typ.) | Cold start 30A/115VAC 60A / 230VAC | | | | | | | | | |
| | LEAKAGE CURRENT(max.) | Earth leakage current < 100 μ A/264VAC , Touch current < 100 μ A/264VAC | | | | | | | | | |
| PROTECTION | OVERLOAD | 105 ~ 160% rated output power Protection type : Hiccup mode, recovers automatically after fault condition is removed | | | | | | | | | |
| | OVER VOLTAGE | 5.2 ~ 7.0V | 7.8 ~ 10.2V | 9.4 ~ 12.2V | 12.6 ~ 16.2V | 15.7 ~ 20.3V | 18.9 ~ 24.3V | 25.2 ~ 32.4V | 50.4 ~ 64.8V | | |
| | | Protection type : Shut down o/p voltage, re-power on to recover | | | | | | | | | |
| OVER TEMPERATURE | Shut down o/p voltage, re-power on to recover | | | | | | | | | | |
| ENVIRONMENT | WORKING TEMP. | -30 ~ +70 $^{\circ}$ C (Refer to "Derating Curve") | | | | | | | | | |
| | WORKING HUMIDITY | 20% ~ 90% RH non-condensing | | | | | | | | | |
| | STORAGE TEMP., HUMIDITY | -40 ~ +85 $^{\circ}$ C, 10 ~ 95% RH non-condensing | | | | | | | | | |
| | TEMP. COEFFICIENT | ±0.03% / $^{\circ}$ C (0~40 $^{\circ}$ C) | | | | | | | | | |
| | VIBRATION | 10 ~ 500Hz, 2G 10min./1cycle, period for 60min. each along X, Y, Z axes | | | | | | | | | |
| | OPERATING ALTITUDE Note.8 | 3000 meters | | | | | | | | | |
| SAFETY & EMC (Note 9) | SAFETY STANDARDS | IEC 60601-1:2005+A1, TUV BS EN/ EN 60601-1:2006+A1+A12+A2, ANSI/AAMI ES60601-1:2005+A2, CAN/CSA C22.2 No. 60601-1:2014+A2, EAC TP TC 004 approved | | | | | | | | | |
| | ISOLATION LEVEL | Primary-Secondary: 2xMOPP, Primary-Earth:1xMOPP | | | | | | | | | |
| | WITHSTAND VOLTAGE | I/P-O/P:4KVAC I/P-FG:2KVAC O/P-FG:SHORT | | | | | | | | | |
| | ISOLATION RESISTANCE | I/P-O/P, I/P-FG:100M Ohms / 500VDC / 25 $^{\circ}$ C !/ 70% RH | | | | | | | | | |
| | EMC EMISSION | Parameter | Standard | | | | | | Test Level / Note | | |
| | | Conducted emission | BS EN/EN55011 (CISPR11), J55032(H29)(Only for 12V), FCC PART 15 / CISPR22, CAN ICES-3(B)/NMB-3(B) | | | | | | Class B | | |
| | | Radiated emission | BS EN/EN55011 (CISPR11), J55032(H29)(Only for 12V), FCC PART 15 / CISPR22, CAN ICES-3(B)/NMB-3(B) | | | | | | Class B | | |
| | | Harmonic current | BS EN/EN61000-3-2 | | | | | | Class A | | |
| | | Voltage flicker | BS EN/EN61000-3-3 | | | | | | ----- | | |
| | EMC IMMUNITY | BS EN/EN60601-1-2, BS EN/EN61204-3 | | | | | | | | | |
| Parameter | | Standard | | | | | | Test Level / Note | | | |
| ESD | | BS EN/EN61000-4-2 | | | | | | Level 4, 15KV air ; Level 4, 8KV contact | | | |
| RF field susceptibility | | BS EN/EN61000-4-3 | | | | | | Level 3, 10V/m(80MHz~2.7GHz) Table 9, 9~28V/m(385MHz~5.78GHz) | | | |
| EFT bursts | | BS EN/EN61000-4-4 | | | | | | Level 3, 2KV | | | |
| Surge susceptibility | | BS EN/EN61000-4-5 | | | | | | Level 3, 1KV/Line-Line , 2KV/Line-FG | | | |
| Conducted susceptibility | | BS EN/EN61000-4-6 | | | | | | Level 3, 10V | | | |
| Magnetic field immunity | | BS EN/EN61000-4-8 | | | | | | Level 4, 30A/m | | | |
| Voltage dip, interruption | BS EN/EN61000-4-11 | | | | | | 100% dip 1 periods, 30% dip 25 periods, 100% interruptions 250 periods | | | | |
| OTHERS | MTBF | 3597.9K hrs min. Telcordia SR-332 (Bellcore) ; 721.1K hrs min. MIL-HDBK-217F (25 $^{\circ}$ C) | | | | | | | | | |
| | DIMENSION | 125*50*31.5mm (L*W*H) | | | | | | | | | |
| | PACKING | 0.25Kg; 40pcs/ 12Kg/1.04CUFT | | | | | | | | | |
| CONNECTOR | PLUG | See page 4~5 ; Other type available by customer requested | | | | | | | | | |
| | CABLE | See page 4~5 ; Other type available by customer requested | | | | | | | | | |
| NOTE | <p>1. All parameters are specified at 230VAC input, rated load, 25$^{\circ}$C 70% RH ambient.</p> <p>2. DC voltage: The output voltage set at point measure by plug terminal & 50% load.</p> <p>3. Ripple & noise are measured at 20MHz by using a 12" twisted pair terminated with a 0.1 μ F & 47 μ F capacitor.</p> <p>4. Tolerance: includes set up tolerance, line regulation, load regulation.</p> <p>5. Line regulation is measured from low line to high line at rated load.</p> <p>6. Length of set up time is measured at first cold start. Turning ON/OFF the power supply may lead to increase of the set up time.</p> <p>7. Derating may be needed under low input voltages. Please check the derating curve for more details.</p> <p>8. The ambient temperature derating of 3.5$^{\circ}$C/1000m with fanless models and of 5$^{\circ}$C/1000m with fan models for operating altitude higher than 2000m(6500ft).</p> <p>9. The power supply is considered as an independent unit, but the final equipment still need to re-confirm that the whole system complies with the EMC directives. For guidance on how to perform these EMC tests, please refer to "EMI testing of component power supplies." (as available on https://www.meanwell.com/Upload/PDF/EMI_statement_en.pdf)</p> <p>※ Product Liability Disclaimer : For detailed information, please refer to https://www.meanwell.com/serviceDisclaimer.aspx</p> | | | | | | | | | | |



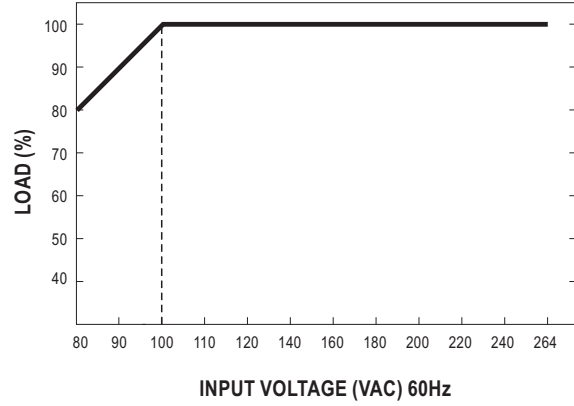
60W AC-DC Reliable Green Medical Adaptor

GSM60A series

■ Derating Curve

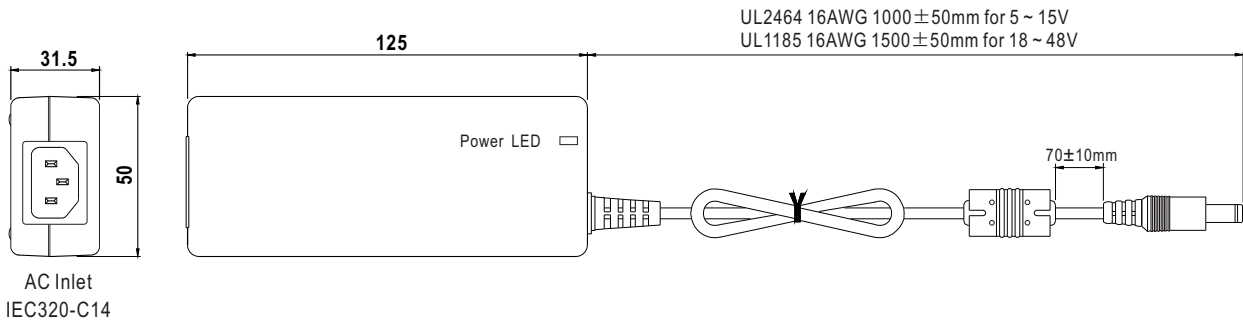


■ Static Characteristics



■ Mechanical Specification

Case No. GS60A Unit:mm



■ DC output plug

◎ Standard plug: P1J

| P1J | Pin Assignment |
|-----|--|
| | |
| | Outside ⊖ ⊕ Inside -V connected to AC FG(standard) -V not connected to AC FG(optional) |

◎ DC plug changeable through:



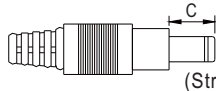
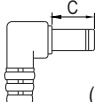


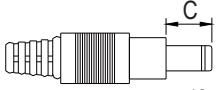
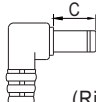


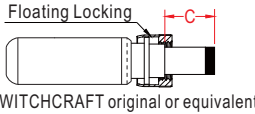




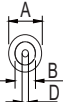

- (1) Customization of the standard part with an optional DC plug according to the table (MOQ applicable)
- (2) Quick adapter accessory (sold separately without MOQ)


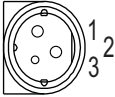
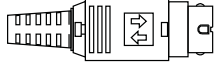

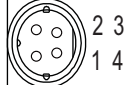
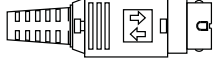


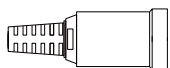




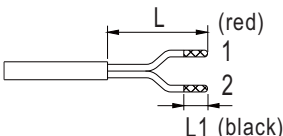
Please refer to below table and online selection guide : https://www.meanwell.com/upload/pdf/DC_plug.pdf

Example quick adapter accessory:



◎ Optional DC plug: (Available in customized cable or quick adapter)

| Tuning Fork Style | | Type No. | A OD | B ID | C L | Quick Adapter Accessory | |
|---|--|------------|---------|---------|--------|--|--|
|   |  <p>(Straight)</p> | P1I | 5.5 | 2.1 | 9.5 | Available (Current rating: 7.5A max.) | |
| | | P1L | 5.5 | 2.5 | 9.5 | | |
| |  <p>(Right-angled)</p> | P1M | 5.5 | 2.5 | 11.0 | | |
| | | P1IR | 5.5 | 2.1 | 9.5 | | |
| | | P1JR | 5.5 | 2.1 | 11.0 | | |
| | | P1LR | 5.5 | 2.5 | 9.5 | | |
| | | P1MR | 5.5 | 2.5 | 11.0 | | |
| Barrel Style | | Type No. | A OD | B ID | C L | Quick Adapter Accessory | |
|   |  <p>(Straight)</p> | P2I | 5.5 | 2.1 | 9.5 | None | |
| | | P2J | 5.5 | 2.1 | 11.0 | | |
| |  <p>(Right-angled)</p> | P2L | 5.5 | 2.5 | 9.5 | | |
| | | P2M | 5.5 | 2.5 | 11.0 | | |
| | | P2IR | 5.5 | 2.1 | 9.5 | | |
| | | P2JR | 5.5 | 2.1 | 11.0 | | |
| | | P2LR | 5.5 | 2.5 | 9.5 | | |
| | | P2MR | 5.5 | 2.5 | 11.0 | | |
| Lock Style | | Type No. | A OD | B ID | C L | Quick Adapter Accessory | |
|   |  <p>Floating Locking SWITCHCRAFT original or equivalent</p> | P2S(S761K) | 5.53 | 2.03 | 12.06 | None | |
| | | P2K(761K) | 5.53 | 2.54 | 12.06 | | |
| | | P2C(S760K) | 5.53 | 2.03 | 9.52 | | |
| | | P2D(760K) | 5.53 | 2.54 | 9.52 | | |
| Min. Pin Style | | Type No. | A OD | B ID | C L | Quick Adapter Accessory | |
|   |  <p>EIAJ equivalent</p> | P3A | 2.35 | 0.7 | 11.0 | Available (Current rating: 5A max.) | |
| | | P3B | 4.0 | 1.7 | 11.0 | | |
| | | P3C | 4.75 | 1.7 | 11.0 | | |
| Center Pin Style | | Type No. | A OD | B ID | C L | D Center Pin | Quick Adapter Accessory |
|   |  <p>EIAJ equivalent</p> | P4A | 5.5 | 3.4 | 11.0 | 1.0 | Available (Current rating: 7.5A max.) |
| | | P4B | 6.5 | 4.4 | 11.0 | 1.4 | |
| | | P4C | 7.4 | 5.1 | 11.0 | 0.6 | |

| Min. DIN 3 Pin with Lock (male) | Type No. | Pin Assignment | | Quick Adapter Accessory |
|---|-------------|----------------|--------|--|
| | | PIN No. | Output | |
|    KYCON KPPX-3P equivalent | R6B | 1 | +Vo | Available (Current rating: 7.5A max.) |
| | | 2 | -Vo | |
| | | 3 | +Vo | |
| Min. DIN 4 Pin with Lock (male) | Type No. | Pin Assignment | | Available (Current rating: 7.5A max.) |
|    KYCON KPPX-4P equivalent | R7B | 1 | +Vo | |
| | | 2 | -Vo | |
| | | 3 | -Vo | |
| | | 4 | +Vo | |
| Min. DIN 4 Pin with Lock (female) | Type No. | Pin Assignment | | None |
|    KYCON KPJX-CM-4S equivalent | R7BF | 1 | +Vo | |
| | | 2 | -Vo | |
| | | 3 | -Vo | |
| | | 4 | +Vo | |
| DIN 5 Pin (male) | Type No. | Pin Assignment | | Available (Current rating: 7.5A max.) |
|    | R1B | 1 | -Vo | |
| | | 2 | -Vo | |
| | | 3 | +Vo | |
| | | 4 | -Vo | |
| | | 5 | +Vo | |
| Stripped and tinned leads | Type No. | Pin Assignment | | None |
|   Length of Land L1 by request (MW's standard length, L: <u>25</u> mm, L1: <u>5</u> mm) (NOTE: The wire color is for reference only, please refer to the actual product) | by customer | 1 | +Vo | |
| | | 2 | -Vo | |

■ Installation Manual

Please refer to : <http://www.meanwell.com/manual.html>