



User's Manual



Video



## Features

- Interchangeable AC plugs (plug kit sold sperately)
- Universal AC input / Full range
- No load power consumption < 0.075W
- **Energy efficiency Level VI**
- Comply with EISA 2007/DoE, EU ErP
- Class II power (without earth pin)
- Protections: Short circuit / Overload / Over voltage
- Pass LPS
- Fully enclosed plastic case
- LED indicator for power on
- **Various DC plug quick adapter accessory available**  
(Plug kit sold sperately, please refer to : [https://www.meanwell.com/upload/pdf/DC\\_plug.pdf](https://www.meanwell.com/upload/pdf/DC_plug.pdf))
- 2 years warranty

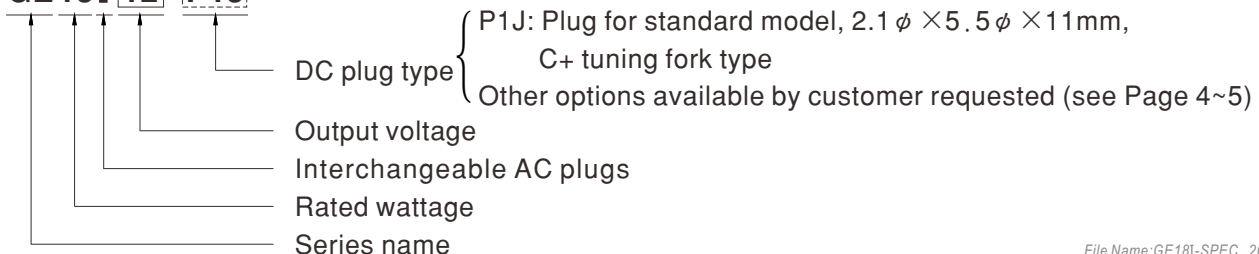
## Description

GE18I is a highly reliable, 18W wall-mounted style single-output green adaptor series, which is compact and convenient for carry. This product is equipped with an interchangeable AC plug (4 types, including European type, USA type, U.K. type and Australian type) that makes it very suitable for businessmen to use in the major countries around the globe. GE18I is a class II power unit (without FG), accepting the input range from 90VAC to 264VAC that it can satisfy the demands for various types of electrical devices.

With the working efficiency up to 87% and the extremely low no-load power consumption below 0.075W, GE18I is compliant with the latest USA energy regulation EISA 2007/DoE (Level VI) and EU ErP. The supreme feature allows the adaptor to save the energy when it is under either the operating mode or the standby mode. The entire series is approved for international safety regulations; moreover, it adopts the 94V-0 flame retardant plastic case that it can effectively prevent users from electric hazard.

## Model Encoding

GE18I 12 -P1J



## Applications

- Consumer electronic devices
- Telecommunication devices
- Office facilities
- Industrial equipments

## GTIN CODE

MW Search: <https://www.meanwell.com/serviceGTIN.aspx>



## Interchangeable AC plug specifically for GE12/18/24/30/40I

| TYPE      |                 |            |               |            |               |
|-----------|-----------------|------------|---------------|------------|---------------|
|           | Australian type | U.K type   | European type | US type    | Mix four type |
| ORDER NO. | AC plug-AU      | AC plug-UK | AC plug-EU    | AC plug-US | AC plug-MIX   |

## SPECIFICATION

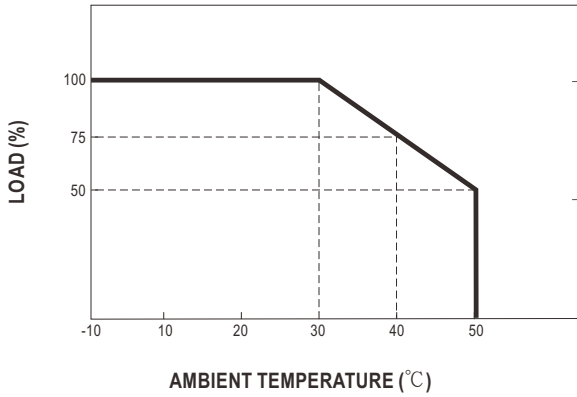
| POWER SUPPLY MAIN BODY ORDER NO. | GE18I05-P1J                                                             | GE18I07-P1J                                                                                                              | GE18I09-P1J                               | GE18I12-P1J   | GE18I15-P1J                                                                    | GE18I18-P1J      | GE18I24-P1J                            | GE18I48-P1J |            |  |
|----------------------------------|-------------------------------------------------------------------------|--------------------------------------------------------------------------------------------------------------------------|-------------------------------------------|---------------|--------------------------------------------------------------------------------|------------------|----------------------------------------|-------------|------------|--|
| OUTPUT                           | SAFETY MODEL NO.                                                        | GE18I05                                                                                                                  | GE18I07                                   | GE18I09       | GE18I12                                                                        | GE18I15          | GE18I18                                | GE18I24     | GE18I48    |  |
|                                  | DC VOLTAGE <small>Note.2</small>                                        | 5V                                                                                                                       | 7.5V                                      | 9V            | 12V                                                                            | 15V              | 18V                                    | 24V         | 48V        |  |
|                                  | RATED CURRENT                                                           | 2.4A                                                                                                                     | 1.73A                                     | 2.0A          | 1.5A                                                                           | 1.2A             | 1.0A                                   | 0.75A       | 0.375A     |  |
|                                  | CURRENT RANGE                                                           | 0 ~ 2.4A                                                                                                                 | 0 ~ 1.73A                                 | 0 ~ 2.0A      | 0 ~ 1.5A                                                                       | 0 ~ 1.2A         | 0 ~ 1.0A                               | 0 ~ 0.75A   | 0 ~ 0.375A |  |
|                                  | RATED POWER (max.)                                                      | 12W                                                                                                                      | 13W                                       | 18W           | 18W                                                                            | 18W              | 18W                                    | 18W         | 18W        |  |
|                                  | RIPPLE & NOISE (max.) <small>Note.3</small>                             | 50mVp-p                                                                                                                  | 75mVp-p                                   | 100mVp-p      | 120mVp-p                                                                       | 150mVp-p         | 180mVp-p                               | 240mVp-p    | 300mVp-p   |  |
|                                  | VOLTAGE TOLERANCE <small>Note.4</small>                                 | ±5.0%                                                                                                                    | ±5.0%                                     | ±5.0%         | ±3.0%                                                                          | ±3.0%            | ±3.0%                                  | ±3.0%       | ±3.0%      |  |
|                                  | LINE REGULATION <small>Note.5</small>                                   | ±1.0%                                                                                                                    | ±1.0%                                     | ±1.0%         | ±1.0%                                                                          | ±1.0%            | ±1.0%                                  | ±1.0%       | ±1.0%      |  |
|                                  | LOAD REGULATION <small>Note.6</small>                                   | ±5.0%                                                                                                                    | ±5.0%                                     | ±5.0%         | ±3.0%                                                                          | ±3.0%            | ±3.0%                                  | ±3.0%       | ±3.0%      |  |
| SETUP, RISE, HOLD UP TIME        | 4000ms, 100ms, 30ms / 230VAC                                            |                                                                                                                          | 4000ms, 100ms, 10ms / 115VAC at full load |               |                                                                                |                  |                                        |             |            |  |
| INPUT                            | VOLTAGE RANGE <small>Note.7</small>                                     | 90 ~ 264VAC                                                                                                              |                                           | 135 ~ 370VDC  |                                                                                |                  |                                        |             |            |  |
|                                  | FREQUENCY RANGE                                                         | 47 ~ 63Hz                                                                                                                |                                           |               |                                                                                |                  |                                        |             |            |  |
|                                  | EFFICIENCY (Typ.)                                                       | 80.5%                                                                                                                    | 82.5%                                     | 85%           | 86%                                                                            | 86.5%            | 87%                                    | 87%         | 87%        |  |
|                                  | AC CURRENT                                                              | 0.7A / 100VAC                                                                                                            |                                           | 0.4A / 230VAC |                                                                                |                  |                                        |             |            |  |
|                                  | INRUSH CURRENT (max.)                                                   | COLD START 40A / 100VAC                                                                                                  |                                           | 80A / 230VAC  |                                                                                |                  |                                        |             |            |  |
| LEAKAGE CURRENT (max.)           | 0.25mA / 240VAC                                                         |                                                                                                                          |                                           |               |                                                                                |                  |                                        |             |            |  |
| PROTECTION                       | OVERLOAD                                                                | 110% ~ 200% rated output power<br>Protection type : Hiccup mode, recovers automatically after fault condition is removed |                                           |               |                                                                                |                  |                                        |             |            |  |
|                                  | OVER VOLTAGE                                                            | 115% ~ 135% rated output voltage<br>Protection type : Clamp by zener diode                                               |                                           |               |                                                                                |                  |                                        |             |            |  |
| ENVIRONMENT                      | WORKING TEMP.                                                           | -10 ~ +50°C (Refer to "Derating Curve")                                                                                  |                                           |               |                                                                                |                  |                                        |             |            |  |
|                                  | WORKING HUMIDITY                                                        | 20% ~ 90% RH non-condensing                                                                                              |                                           |               |                                                                                |                  |                                        |             |            |  |
|                                  | STORAGE TEMP., HUMIDITY                                                 | -20 ~ +85°C, 10 ~ 95% RH                                                                                                 |                                           |               |                                                                                |                  |                                        |             |            |  |
|                                  | TEMP. COEFFICIENT                                                       | ±0.03% / °C (0 ~ 30°C)                                                                                                   |                                           |               |                                                                                |                  |                                        |             |            |  |
| VIBRATION                        | 10 ~ 500Hz, 2G 10min./1cycle, period for 60min. each along X, Y, Z axes |                                                                                                                          |                                           |               |                                                                                |                  |                                        |             |            |  |
| SAFETY & EMC (Note. 8)           | SAFETY STANDARDS                                                        | UL62368-1, CSA C22.2 NO. 62368-1, TUV BS EN/EN62368-1, AS/NZS 60950.1, CCC GB4943, EAC TP TC 004 approved                |                                           |               |                                                                                |                  |                                        |             |            |  |
|                                  | WITHSTAND VOLTAGE                                                       | I/P-O/P:4242VDC                                                                                                          |                                           |               |                                                                                |                  |                                        |             |            |  |
|                                  | ISOLATION RESISTANCE                                                    | I/P-O/P:100M Ohms / 500VDC / 25°C / 70% RH                                                                               |                                           |               |                                                                                |                  |                                        |             |            |  |
|                                  | EMC EMISSION                                                            | Parameter                                                                                                                | Standard                                  |               |                                                                                |                  | Test Level / Note                      |             |            |  |
|                                  |                                                                         | Conducted emission                                                                                                       | BS EN/EN55032(CISPR32)                    |               |                                                                                |                  | Class B                                |             |            |  |
|                                  | Radiated emission                                                       | BS EN/EN55032(CISPR32)                                                                                                   |                                           |               |                                                                                | Class B          |                                        |             |            |  |
|                                  | EMC IMMUNITY                                                            | Parameter                                                                                                                | Standard                                  |               |                                                                                |                  | Test Level / Note                      |             |            |  |
|                                  |                                                                         | ESD                                                                                                                      | BS EN/EN61000-4-2                         |               |                                                                                |                  | Level 3, 8KV air; Level 2, 4KV contact |             |            |  |
|                                  |                                                                         | RF field susceptibility                                                                                                  | BS EN/EN61000-4-3                         |               |                                                                                |                  | Level 2, 3V/m                          |             |            |  |
|                                  |                                                                         | EFT bursts                                                                                                               | BS EN/EN61000-4-4                         |               |                                                                                |                  | Level 2, 1KV                           |             |            |  |
| Surge susceptibility             |                                                                         | BS EN/EN61000-4-5                                                                                                        |                                           |               |                                                                                | Level 3, 1KV/L-N |                                        |             |            |  |
| Conducted susceptibility         |                                                                         | BS EN/EN61000-4-6                                                                                                        |                                           |               |                                                                                | Level 2, 3V      |                                        |             |            |  |
| Magnetic field immunity          | BS EN/EN61000-4-8                                                       |                                                                                                                          |                                           |               | Level 1, 1A/m                                                                  |                  |                                        |             |            |  |
| Voltage dips , interruption      | BS EN/EN61000-4-11                                                      |                                                                                                                          |                                           |               | > 95% dip 0. 5 periods, 30% dip 25 periods,<br>> 95% interruptions 250 periods |                  |                                        |             |            |  |
| OTHERS                           | LIFE                                                                    | 2 years : 100% load 30°C, 8 hours / day                                                                                  |                                           |               |                                                                                |                  |                                        |             |            |  |
|                                  | MTBF                                                                    | 100Khrs min. MIL-HDBK-217F (25°C)                                                                                        |                                           |               |                                                                                |                  |                                        |             |            |  |
|                                  | DIMENSION                                                               | 81*43*40.5mm (L*W*H)                                                                                                     |                                           |               |                                                                                |                  |                                        |             |            |  |
|                                  | PACKING                                                                 | 134g ; 50pcs / 8.4kg / CARTON                                                                                            |                                           |               |                                                                                |                  |                                        |             |            |  |
| DC OUTPUT CONNECTOR              | PLUG                                                                    | See page 4~5 ; Other type available by customer requested                                                                |                                           |               |                                                                                |                  |                                        |             |            |  |
|                                  | CABLE                                                                   | See page 4~5 ; Other type available by customer requested                                                                |                                           |               |                                                                                |                  |                                        |             |            |  |

## NOTE

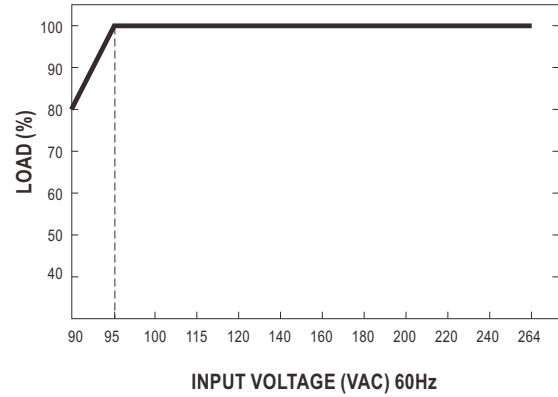
- All parameters are specified at 230VAC input, rated load, 25°C 70% RH ambient.
  - DC voltage: The output voltage set at point measure by plug terminal & 50% load.
  - Ripple & noise are measured at 20MHz by using a 12" twisted pair terminated with a 0.1uf & 47uf capacitor.
  - Tolerance: includes set up tolerance, line regulation, load regulation.
  - Line regulation is measured from low line to high line at rated load.
  - Load regulation is measured from 10% to 100% rated load
  - Derating may be needed under low input voltage. Please check the derating curve for more details.
  - The power supply is considered as an independent unit, but the final equipment still need to re-confirm that the whole system complies with the EMC directives. For guidance on how to perform these EMC tests, please refer to "EMI testing of component power supplies." (as available on <http://www.meanwell.com>)
  - Main body unit and AC inlet plug should be ordered separately ; it needs to be used along with any of the AC inlet plug.
- ※ Product Liability Disclaimer : For detailed information, please refer to <https://www.meanwell.com/serviceDisclaimer.aspx>



Derating Curve

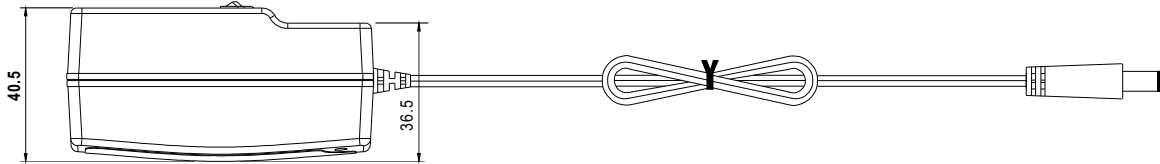


Static Characteristics

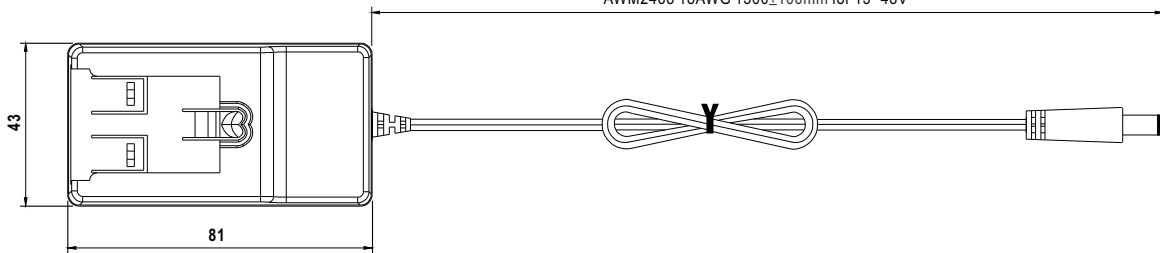


Mechanical Specification

Unit:mm



AWM2468 16AWG 1000±50mm for 5-12V  
AWM2468 18AWG 1500±100mm for 15-48V





■ DC output plug

◎ Standard plug: P1J

Unit:mm

| P1J | Pin Assignment   |
|-----|------------------|
|     |                  |
|     | Outside   Inside |

◎ DC plug changeable through:

- (1) Customization of the standard part with an optional DC plug according to the table (MOQ applicable)
- (2) Quick adapter accessory (sold separately without MOQ)

Please refer to below table and online selection guide : [https://www.meanwell.com/upload/pdf/DC\\_plug.pdf](https://www.meanwell.com/upload/pdf/DC_plug.pdf)

Example quick adapter accessory:



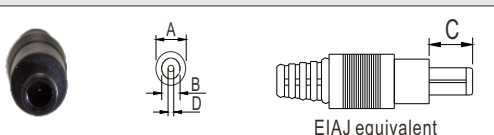
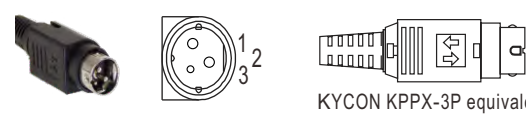
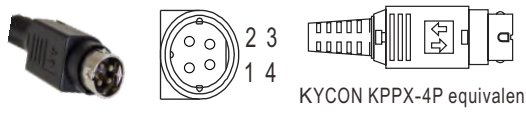
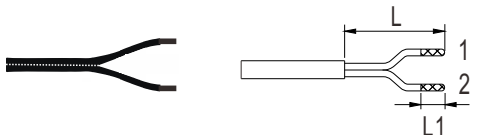
◎ Optional DC plug: (Available in customized cable or quick adapter)

| Tuning Fork Style |  | Type No.                           | A    | B        | C     | Quick Adapter Accessory                  |   |      |
|-------------------|--|------------------------------------|------|----------|-------|------------------------------------------|---|------|
|                   |  |                                    | OD   | ID       | L     |                                          |   |      |
|                   |  | P1I                                | 5.5  | 2.1      | 9.5   | Available<br>(Current rating: 7.5A max.) |   |      |
|                   |  | P1L                                | 5.5  | 2.5      | 9.5   |                                          |   |      |
|                   |  | P1M                                | 5.5  | 2.5      | 11.0  |                                          |   |      |
|                   |  | P1IR                               | 5.5  | 2.1      | 9.5   |                                          |   |      |
|                   |  | P1JR                               | 5.5  | 2.1      | 11.0  |                                          |   |      |
|                   |  | P1LR                               | 5.5  | 2.5      | 9.5   |                                          |   |      |
|                   |  | P1MR                               | 5.5  | 2.5      | 11.0  |                                          |   |      |
| Barrel Style      |  | Type No.                           | A    | B        | C     | None                                     |   |      |
|                   |  |                                    | OD   | ID       | L     |                                          |   |      |
|                   |  | P2I                                | 5.5  | 2.1      | 9.5   |                                          |   |      |
|                   |  | P2J                                | 5.5  | 2.1      | 11.0  |                                          |   |      |
|                   |  | P2L                                | 5.5  | 2.5      | 9.5   |                                          |   |      |
|                   |  | P2M                                | 5.5  | 2.5      | 11.0  |                                          |   |      |
|                   |  | P2IR                               | 5.5  | 2.1      | 9.5   |                                          |   |      |
|                   |  | P2JR                               | 5.5  | 2.1      | 11.0  |                                          |   |      |
|                   |  | P2LR                               | 5.5  | 2.5      | 9.5   |                                          |   |      |
|                   |  | P2MR                               | 5.5  | 2.5      | 11.0  |                                          |   |      |
|                   |  | Lock Style                         |      | Type No. | A     | B                                        | C | None |
|                   |  |                                    |      |          | OD    | ID                                       | L |      |
|                   |  | P2S(S761K)                         | 5.53 | 2.03     | 12.06 |                                          |   |      |
|                   |  | P2K(761K)                          | 5.53 | 2.54     | 12.06 |                                          |   |      |
|                   |  | P2C(S760K)                         | 5.53 | 2.03     | 9.52  |                                          |   |      |
|                   |  | P2D(760K)                          | 5.53 | 2.54     | 9.52  |                                          |   |      |
|                   |  | SWITCHCRAFT original or equivalent |      |          |       |                                          |   |      |
| Min. Pin Style    |  | Type No.                           | A    | B        | C     | Available<br>(Current rating: 5A max.)   |   |      |
|                   |  |                                    | OD   | ID       | L     |                                          |   |      |
|                   |  | P3A                                | 2.35 | 0.7      | 11.0  |                                          |   |      |
|                   |  | P3B                                | 4.0  | 1.7      | 11.0  |                                          |   |      |
|                   |  | P3C                                | 4.75 | 1.7      | 11.0  |                                          |   |      |
|                   |  | EIAJ equivalent                    |      |          |       |                                          |   |      |



18W AC-DC Interchangeable Industrial Adaptor

**GE18I** series

| Center Pin Style                                                                                                                                                          | Type No.                                                                                                                                                                              | A              | B              | C                                        | D                                        | Quick Adapter Accessory                  |  |
|---------------------------------------------------------------------------------------------------------------------------------------------------------------------------|---------------------------------------------------------------------------------------------------------------------------------------------------------------------------------------|----------------|----------------|------------------------------------------|------------------------------------------|------------------------------------------|--|
|                                                                                                                                                                           |                                                                                                                                                                                       | OD             | ID             | L                                        | Center Pin                               |                                          |  |
|  <p>EIAJ equivalent</p>                                                                  | P4A                                                                                                                                                                                   | 5.5            | 3.4            | 11.0                                     | 1.0                                      | Available<br>(Current rating: 7.5A max.) |  |
|                                                                                                                                                                           | P4B                                                                                                                                                                                   | 6.5            | 4.4            | 11.0                                     | 1.4                                      |                                          |  |
|                                                                                                                                                                           | P4C                                                                                                                                                                                   | 7.4            | 5.1            | 11.0                                     | 0.6                                      |                                          |  |
| Min. DIN 3 Pin with Lock (male)                                                                                                                                           | Type No.                                                                                                                                                                              | Pin Assignment |                | Available<br>(Current rating: 7.5A max.) |                                          |                                          |  |
|  <p>KYCON KPPX-3P equivalent</p>                                                         | R6B                                                                                                                                                                                   | PIN No.        | Output         |                                          |                                          |                                          |  |
|                                                                                                                                                                           |                                                                                                                                                                                       | 1              | +Vo            |                                          |                                          |                                          |  |
|                                                                                                                                                                           |                                                                                                                                                                                       | 2              | -Vo            |                                          |                                          |                                          |  |
| <th>Min. DIN 4 Pin with Lock (male)</th> <th>Type No.</th> <th colspan="2">Pin Assignment</th> <th colspan="3" rowspan="4">Available<br/>(Current rating: 7.5A max.)</th> | Min. DIN 4 Pin with Lock (male)                                                                                                                                                       | Type No.       | Pin Assignment |                                          | Available<br>(Current rating: 7.5A max.) |                                          |  |
|                                                                                                                                                                           |  <p>KYCON KPPX-4P equivalent</p>                                                                     | R7B            | PIN No.        | Output                                   |                                          |                                          |  |
|                                                                                                                                                                           |                                                                                                                                                                                       |                | 1              | +Vo                                      |                                          |                                          |  |
|                                                                                                                                                                           |                                                                                                                                                                                       |                | 2              | -Vo                                      |                                          |                                          |  |
| 3                                                                                                                                                                         |                                                                                                                                                                                       |                | -Vo            |                                          |                                          |                                          |  |
| <th>Stripped and tinned leads</th> <th>Type No.</th> <th colspan="2">Pin Assignment</th> <th colspan="3" rowspan="4">None</th>                                            | Stripped and tinned leads                                                                                                                                                             | Type No.       | Pin Assignment |                                          | None                                     |                                          |  |
|                                                                                                                                                                           |  <p>Length of Land L1 by request<br/>(MW's standard length, L: <u>25</u> mm, L1: <u>10</u> mm)</p> | by customer    | PIN No.        | Output                                   |                                          |                                          |  |
|                                                                                                                                                                           |                                                                                                                                                                                       |                | 1<br>(Ribbed)  | +Vo                                      |                                          |                                          |  |
|                                                                                                                                                                           | 2<br>(Letter)                                                                                                                                                                         | -Vo            |                |                                          |                                          |                                          |  |

■ Installation Manual

Please refer to : <http://www.meanwell.com/manual.html>